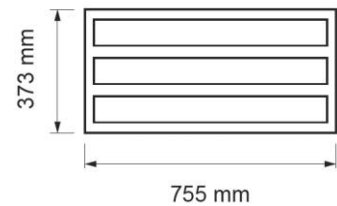
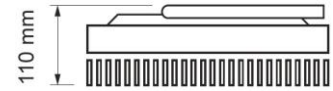


LED STADIUM FLOODLIGHT 450W 5000K IP65

LSF45050



DESCRIPTION

The floodlight is suitable for stadium lighting, sports facilities, ports, airports and open public spaces. The latest generation LED chips Philips SMD 3030 2D are with the highest efficiency - 165 lm / W. This makes the body to be extremely energy efficient - 141 lm/W. The built-in PHILIPS XITANIUM driver equipped with surge protection ensures long life and reliable operation. The light distribution can be quickly and easily changed using various interchangeable diffusers - 30°, 45°, 80° and each of the three modules can be individually adjust the direction in which they light up which makes the floodlight extremely flexible and widely used.

If used in a project it is easy to achieve UEFA lighting standards.

BENEFITS

- High efficiency 141 lm/W
- Ability to quickly and easily change of the light distribution (30°, 45°, 80°)
- Flickerless
- Degree of protection IP65
- High color rendering index Ra > 80
- High degree of impact resistance IK10
- The floodlight clamp has the capability to adjust the mounting angle.
- Warranty period: 5 years

APPLICATION

- stadium lighting
- sports facilities
- ports
- airports

TECHNICAL INFORMATION

Light technical information

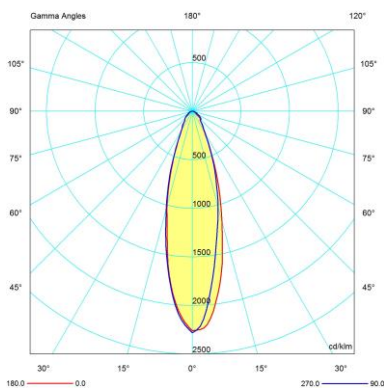
- Efficiency: 141 lm/W
- Max. Intensity: 2300 cd/klm (with 30° diffuser)
- Rated luminous flux: 63400 lm
- Correlated color temperature (CCT): 5000 K
- Color rendering index (CRI): Ra≥80
- Double symmetrical light distribution: 30°/45°/80°
- LED type: SMD3030 2D PHILIPS
- .LDT files are available

Electrotechnical Information

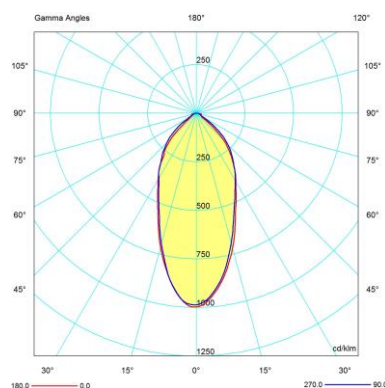
- Supply voltage: 220-240 V AC
- Frequency: 50-60 Hz
- Power factor: PF > 0.95
- Power: 450 W
- Driver: Philips Xitanium

Basic information

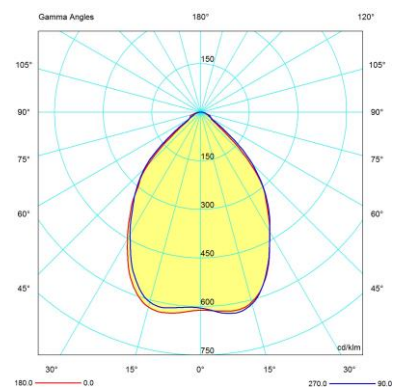
- IP rate: IP65
- Impact protection: IK10
- Working temperature: -20 °C ÷ +45 °C
- Lumen degradation lifetime with 20% (LM80/TM21 test report): >50 000 hours
- ON/OFF cycles: >30 000
- Dimensions: length 755 mm, width 373 mm, height 110 mm
- Weight: 10 kg



LIGHT DISTRIBUTION DIAGRAM
30° (LSFL30)



LIGHT DISTRIBUTION DIAGRAM
45° (LSFL45)



LIGHT DISTRIBUTION DIAGRAM
80° (LSFL80)